




# CORPORATE BRIEFING

# COMPANY INFORMATION

1



# CORE BUSINESS ACTIVITIES

2

**Manufacturing of Juices, Pickles, Jams, Ketchups, Cooked Food, Syrups & Squashes etc.**



# SIX YEARS REVIEW

3

Year 2015	Year 2016	Year 2017	Year 2018	Year 2019	Year 2020
Rupees in thousand					

## Incomes

Revenue from contracts with customers	6,817,635	6,816,540	7,159,015	7,503,273	7,704,097	7,313,042
Other operating income	59,796	51,859	38,321	51,480	91,264	59,501
	6,877,431	6,868,399	7,197,336	7,554,753	7,795,361	7,372,543

## Expenditure

Cost of revenue	4,877,580	4,931,776	5,083,750	5,405,841	6,172,758	6,213,833
Distribution cost and administrative expenses	1,463,397	1,494,151	1,508,915	1,387,042	1,282,210	1,133,360
Finance cost	60,967	52,178	36,419	39,188	68,195	206,986
Other operating expenses	161,177	186,818	206,309	233,450	120,264	121,034
	6,563,121	6,664,923	6,835,393	7,065,521	7,643,427	7,675,213

Profit / (loss) before taxation	314,310	203,476	361,943	489,232	151,934	(302,670)
Taxation	19,332	9,190	102,625	94,439	38,860	(66,886)
Profit / (loss) after Taxation	294,978	194,286	259,318	394,793	113,074	(235,784)

Paid-up capital	79,860	79,860	79,860	79,860	87,846	87,846
Reserves & unappropriated profits	1,647,774	1,754,742	1,942,089	2,229,827	2,145,923	1,861,635
Unrealized gain / (loss) on remeasurement of investments available for sale	528	(237)	756	(210)	(189)	172

## Shareholders equity

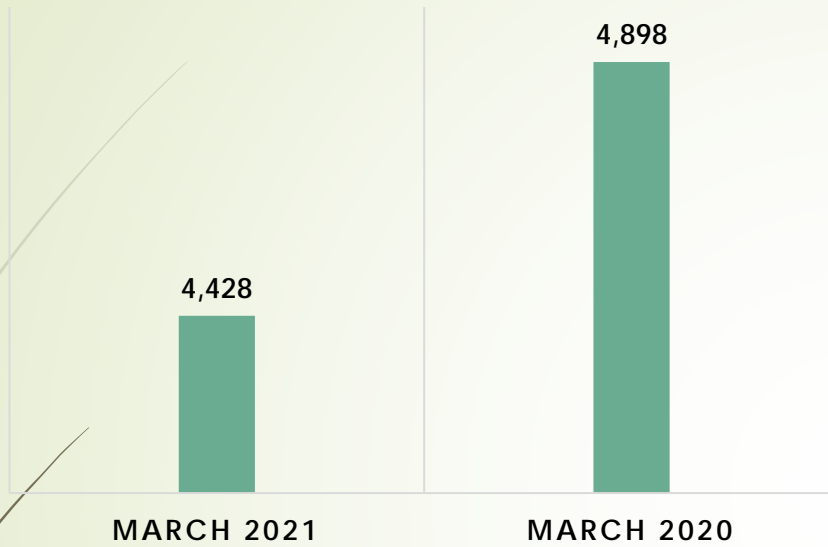
	1,728,162	1,834,365	2,022,705	2,309,477	2,233,580	1,949,653
Breakup value per share in Rupees	216.40	229.70	253.28	289.19	254.25	221.93
Earnings per share in Rupees	36.94	24.33	32.47	44.94*	12.87	(26.84)
Price Earning Ratio	24.72	18.56	14.63	12.68*	32.83	(8.34)
Dividend declared in Rupees	11.00	9.00	13.50	15.00	5.50	-
Bonus per share	-	-	-	10%	-	-

\* Figures have been restated.

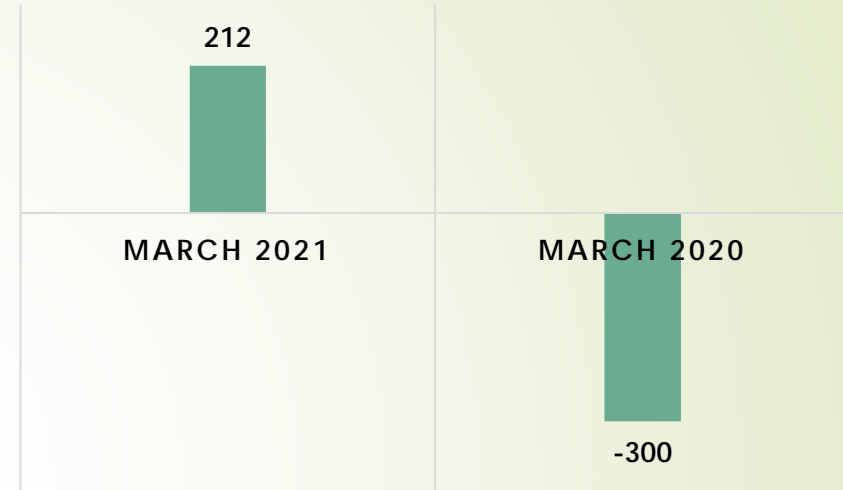
# 9 M (Mar-2021) – FY 2020-2021

4

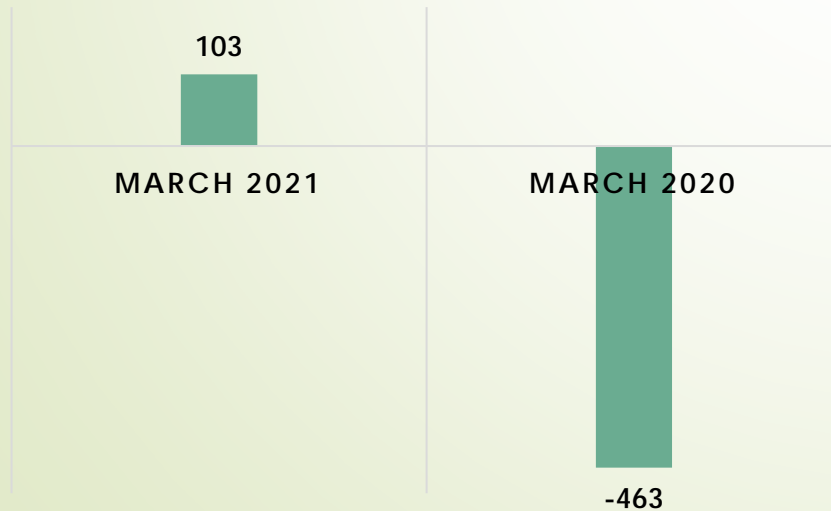
REVENUE (RUPEES IN MILLIONS)



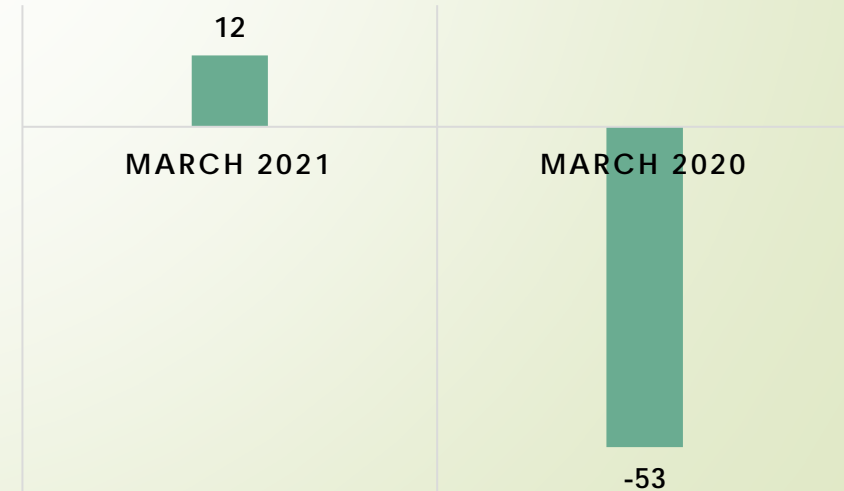
OPERATING PROFIT/(LOSS) (RUPEES IN MILLIONS)



PROFIT/(LOSS) AFTER TAX (RUPEES IN MILLIONS)



EPS (RUPEES)



- Persistent efforts are being undertaken to enhance the market share of current product lines.
- Realization of export potential by taking the benefit of PKR devaluation that has made our products competitive against Turkish /Egyptian brands.



THANK YOU